



Jackson Public Schools

Jackson High School

544 Wildwood Ave. | Jackson, Michigan 49201
Phone 517-841-3700 | Fax 517-768-5910
jpsk12.org/jacksonhs

January 31, 2021

Dear Parents and Community Members,

We are pleased to present you with the Annual Education Report (AER) which provides key information on the 2019-20 educational progress for Jackson High School. The AER addresses the complex reporting information required by federal and state laws. The school's report contains information about student assessment, accountability, and teacher quality. If you have questions about the AER, please contact Mrs. Monica Pierce, Principal for Instruction at monica.pierce@jpsk12.org or Mrs. Janeen Bush, JHS School Improvement Facilitator, at janeen.bush@jpsk12.org for assistance.

The Jackson High School AER is available for you to review electronically by visiting the following link, <https://www.jpsk12.org>, or you may review a copy in the main office at Jackson High School.

For the 2019-20 school year, schools were identified using new definitions and labels as required in the Every Student Succeeds Act (ESSA). A Targeted Support and Improvement (TSI) school is one that has at least one underperforming student subgroup. An Additional Targeted Support (ATS) school is one that has three or more underperforming student subgroups. A Comprehensive Support and Improvement (CSI) school is one whose performance is in the lowest 5% of all schools in the state or has a graduation rate at or below 67%.

Jackson High School has been identified as a Targeted Support and Improvement (TSI) school in the area of Special Education. We are working as a school to revise and implement best practice teaching and learning strategies that address the areas of concern for our General Education students who receive Special Education services. We are implementing Tier I, Tier II and Tier III best practice teaching and learning strategies to provide additional support to raise the 25th percentile for the selected TSI subgroup (Special Education). Some of those interventions and strategies include but are not limited to providing informational text reading strategies across the curriculum, providing co-taught classroom support and providing active utilization of daily small group instruction.

For the 2019-20 year, Jackson High School was released from Focus School status. We recognize this change in status was as a direct result of collaborative work completed by JHS Faculty and Staff, Students, Administration and our Families. JHS Faculty and Staff continue to raise the expectations for success for ALL students. Through effective goal setting, analysis of formative and summative assessment data, and continuous progress monitoring of all teaching and learning efforts throughout the year, our students are working to meet or exceed their academic goals.

Throughout the year, our JHS School Improvement Leadership Team (which includes administration) and ALL Faculty and Staff analyzed data from various sources, including MI School Data, BAA, CEPI, and NWEA MAP, and Illuminate INSPECT formative assessments. We are continuously utilizing and analyzing our data to progress monitor ALL student quantitative and qualitative data to improve student achievement and success.

The following items are required by law to be addressed:

1. PROCESS FOR ASSIGNING PUPILS TO THE SCHOOL:

Jackson High School assigns students to our school based on the Jackson Public School boundaries. Jackson High School is a School of Choice school in our county and surrounding counties (ie: students from Stockbridge-Ingham County).

2. THE STATUS OF THE 3-5 YEAR SCHOOL IMPROVEMENT PLAN:

The JHS School Improvement Plan is in its Third Year post our AdvancED External Review Visit (April 2018). Jackson High School's School Improvement Leadership with support and leadership from Administration provides the direction, reflection and analysis of data, curriculum and compliance for support of ALL students at Jackson High School, in addition to securing accreditation and compliance of supervisory institutions (i.e: AdvancED, BAA and CEPI). All stakeholders are members of our JHS School Improvement Team.

3. A BRIEF DESCRIPTION OF EACH SPECIALIZED SCHOOL

Jackson High School continues its rich, acknowledged tradition of student success with student achievement in AP College Board approved courses, diverse Performing and Visual Arts, and World Language Courses and numerous athletic opportunities for ALL students. In addition, we offer numerous opportunities and electives to support post-secondary college and career technological learning.

Jackson High School offers the most unique individualized student resources, including support for our General Education students who receive Special Education services, in the county.

4. IDENTIFY HOW TO ACCESS A COPY OF THE CORE CURRICULUM, A DESCRIPTION OF ITS IMPLEMENTATION AND AN EXPLANATION OF THE VARIANCES FROM THE STATE'S MODEL

Jackson High School Curriculum can be located on the JPS JHS website at <https://www.jpsk12.org/jacksonhs>. Within a trimester calendar, students are offered various instructional support models including best practices from John Hattie - Visible Learning, Literacy with Emphasis on Reading and Writing, Springboard (Mathematics Model with College Board).

5. THE AGGREGATE STUDENT ACHIEVEMENT RESULTS FOR ANY LOCAL COMPETENCY TESTS OR NATIONALLY NORMED ACHIEVEMENT TESTS

Additional information available upon request in multiple areas of achievement.

The combined data reports for Jackson High School can be found at:

<http://bit.ly/31qgA1q>

Jackson High School –NWEA MAP Assessment Results 2019-2020

Reading NWEA MAP	Fall 2019	Spring 2020	Math NWEA MAP	Fall 2019	Spring 2020
9 th Class of 2023	153/272= 56% 213.1 Mean District Grade Level RIT 212 Norm Grade Level RIT 220.2	COVID Pause	9 th Class of 2023	149/272= 55% 218.9 Mean District Grade Level RIT 220.2 Norm Grade Level RIT 230.3	COVID Pause
10 th Class of 2022	158/289= 55% 215.5 Mean District Grade Level RIT 215 Norm Grade Level RIT 220.4	COVID Pause	10 th Class of 2022	145/269=54% 225 Mean District Grade Level RIT 224.2 Norm Grade Level RIT 230.1	COVID Pause
11 th Class of 2021	108/206= 52% 218.6Mean District Grade Level RIT 218.9 Norm Grade Level RIT 222.6	COVID Pause	11 th Class of 2021	112/219= 51% 230.9 Mean District Grade Level RIT 230.1 Norm Grade Level RIT 233.3	COVID Pause
12 th Class of 2020	120/224= 54% 217.4 Mean District Grade Level RIT 217.3 Norm Grade Level RIT 230.3	COVID Pause	12 th Class of 2020	97/193= 50% 230.4 Mean District Grade Level RIT 228 Norm Grade Level RIT 233.4	COVID Pause

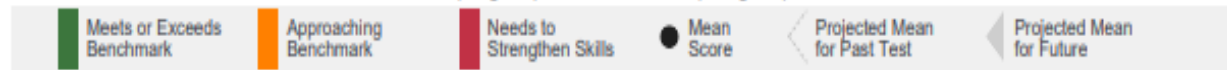
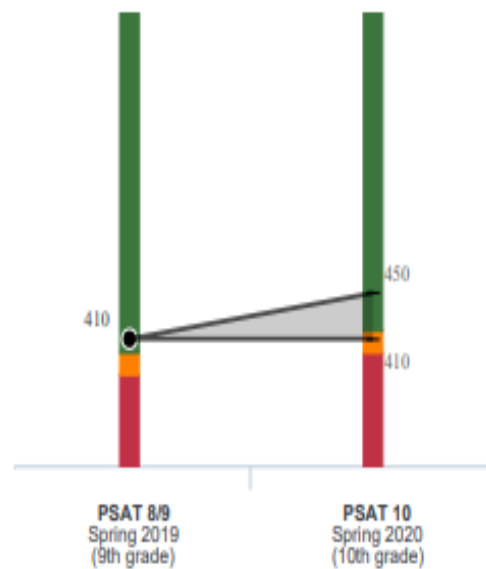
Jackson High School-PSAT SAT Spring and Fall Assessment Results 2019-2020

At Jackson High School, this group includes **278 students in the class of 2022**.

When they took the **PSAT 8/9 Spring 2019 in 9th grade** their mean ERW score was **410**, which **meets or exceeds the benchmark**. No projected score range is shown because these students did not take the in .

We project a mean score between **410 and 450** —which meets or exceeds the benchmark— when these students take the **PSAT 10 in Spring 2019**

Long-Term Growth: Chart



Long-Term Growth: Table

Test	Test Takers	Students Who Took All Tests	Mean Evidence-Based Reading and Writing Score	Projected Mean Score*	Benchmark
PSAT 8/9 Spring 2019 (9th grade)	278	278	410	N/A	410
PSAT 10 Spring 2020 (10th grade)	Future test			410-450*	430

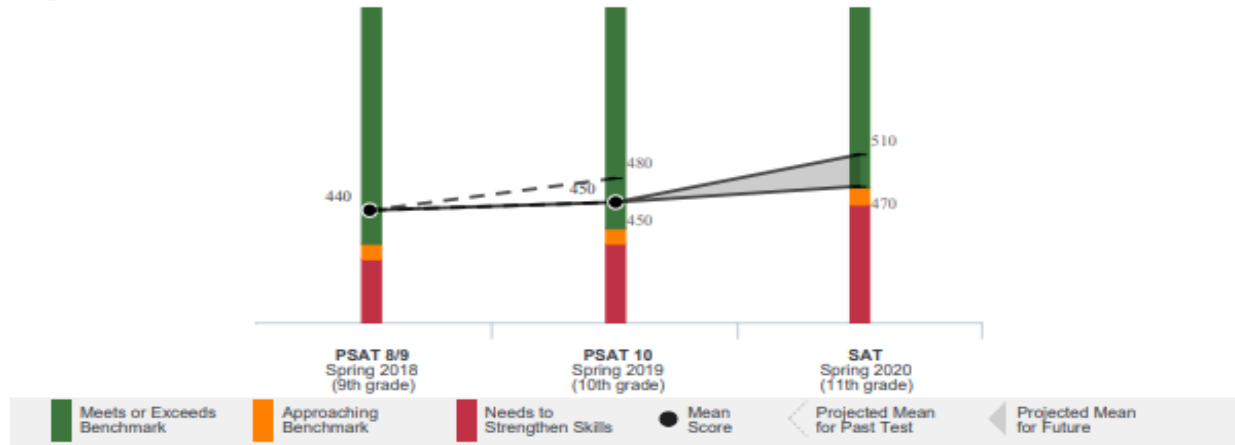
*This projection is based on the group's mean score on the previous test. An FAQ on page 5 explains our method.

At Jackson High School, this group includes 207 students in the class of 2021.

When they took the **PSAT 10 Spring 2019** in **10th grade** their mean ERW score was **450**, which **meets or exceeds the benchmark**. It's also **within the range projected** from their previous test.

We project a mean score between **470 and 510** —which meets or exceeds the benchmark — when these students take the **SAT** in **Spring 2019**

Long-Term Growth: Chart



Long-Term Growth: Table

Test	Test Takers	Students Who Took All Tests	Mean Evidence-Based Reading and Writing Score	Projected Mean Score*	Benchmark
PSAT 8/9 Spring 2018 (9th grade)	264	207	440	N/A	410
PSAT 10 Spring 2019 (10th grade)	231	207	450	450-480	430
SAT Spring 2020 (11th grade)	Future test			470-510*	480

This projection is based on the group's mean score on the previous test. An FAQ on page 5 explains our method.

6. IDENTIFY THE NUMBER AND PERCENT OF STUDENTS REPRESENTED BY PARENTS AT PARENT-TEACHER CONFERENCES

Fall 2015-2016	503/1245=40%	Winter 2015-2016	285/1250=23%
Fall 2016-2017	484/1236=39%	Winter 2016-2017	242/1245=19%
Fall 2017-2018	422/1153=37%	Winter 2017-2018	304/1153=27%
Fall 2018-2019	390/1226=32%	Winter 2018-2019	237/1226=19.3%
Fall 2019-2020	414 /1141=36%	Winter 2019-2020	188 /1116=17%

7. FOR HIGH SCHOOLS ONLY, REPORT ON THE FOLLOWING:

1. THE NUMBER AND PERCENT OF JCEC Enrolled 2019-2020:
81/1130 = 7%
2. THE NUMBER OF COLLEGE EQUIVALENT COURSES (AP): 13 AP
3. THE NUMBER AND PERCENTAGE OF STUDENTS ENROLLED IN COLLEGE EQUIVALENT COURSES (AP): 315/1130=28% (2020) Fall count; DUAL ENROLLMENT 31/1130=3%
4. AP EXAMS: 71/140 Students received a 3 or more = 51 % (2019 AP College Board Exams -Spring 2019 number/total enrolled -THE NUMBER AND PERCENTAGE OF STUDENTS RECEIVING A SCORE LEADING TO COLLEGE CREDIT)

At Jackson High School, we are proud of our rich and rigorous curriculum and our AP College Board courses. We celebrate our Performing and Visual Arts, our Career and Technical Education courses (with College Articulation), and our expansive World Languages! We are also excited about our collaboration with our local colleges for Early Middle College and Dual Enrollment Opportunities for our students. Our athletic programs and facilities present numerous possibilities for ALL student success in exploration and/or transition to college sports!

Thank you for choosing Jackson High School as your School of Choice!

Sincerely,

Monica Pierce

Mrs. Monica Pierce
Principal for Instruction

Janeen Bush

Mrs. Janeen Bush
School Improvement Facilitator/Impact Data Coach